



REINFORCE EUROPEANS DIGITAL, LITERACY AND NUMERACY SKILLS



RED PLATFORM

RED Platform is an online website on which all kinds of instructional videos can be found that can help the digitally illiterate to find their way in this digital age.

Each partner has defined several categories relevant to the target group. For each category, each partner examines the public, social, health and other services that may be relevant to our target group. Each partner then produces an instruction video for a number of services that can guide our target group, in an understandable way, to make use of a particular service.

Red Platform is therefore an excellent tool that local organisations - such as the community, social services, human resources departments of companies / sheltered workshops, etc. - can use to support their target group. They can inform their target group about their existence so that they can work independently with the available instruction videos. This ensures an inclusive approach to break through digital illiteracy for our target group and get them along into this digital age.

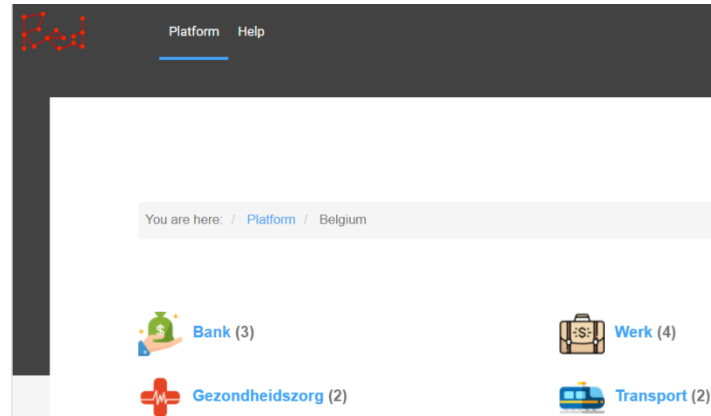
These instructional videos are available for local organisations in Bulgaria, the Czech Republic, Italy, the Netherlands, Slovenia, Spain and Belgium.



Visit the RED Platform via the following link:
<http://www.red-project.eu>

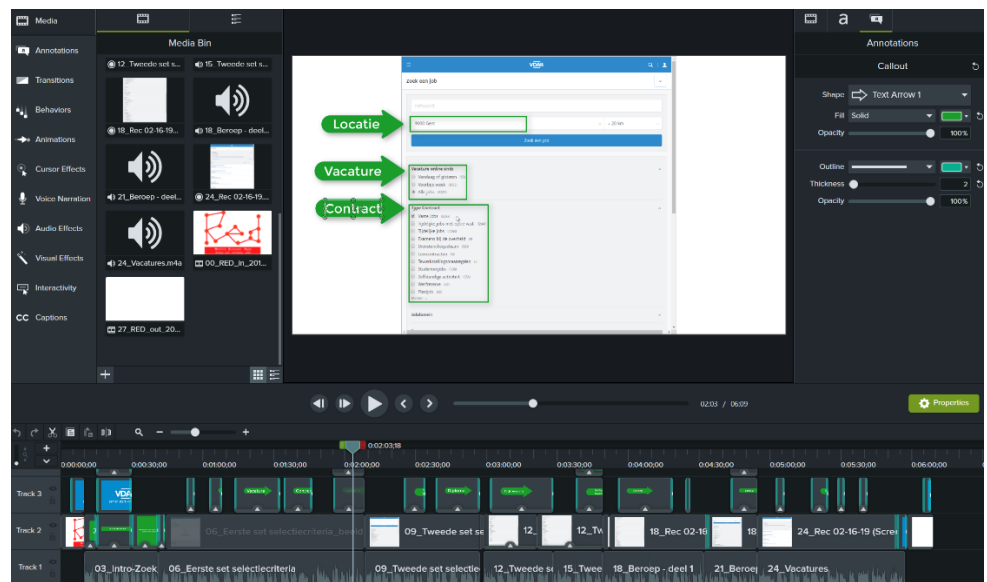
RED PLATFORM APPROACH

RED Platform is an online website on which the instruction videos per partner country and per category are made available to the target group.



The instructional videos are made with the Camtasia programme.

Camtasia enables the user to provide the videos with all kinds of handy animations that will provide the necessary guidance to our target group.

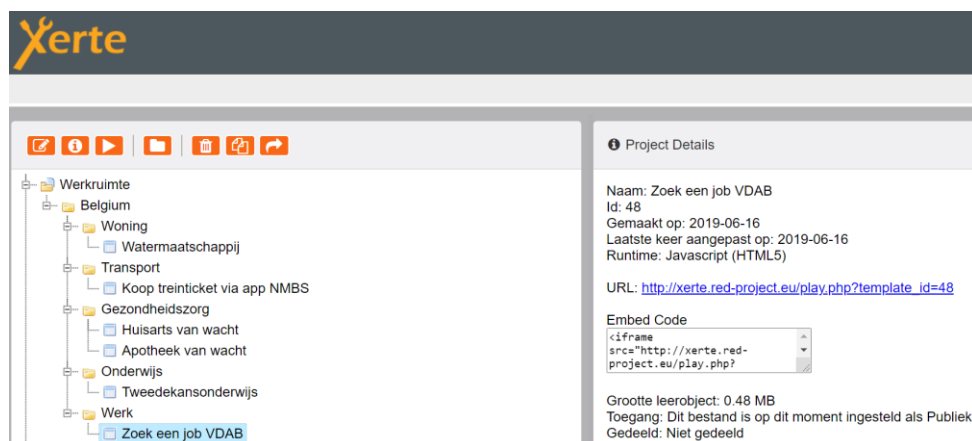


The instruction videos are then placed on the Xerte web platform.

Xerte is a free programme that helps teachers to design and put teaching materials online, without the need for extensive knowledge of programming languages. Originally started by the

University of Nottingham, it is currently part of the Apereo Foundation.

For more information use the following link:
<https://www.apereo.org/projects/xerte>



The screenshot displays the Xerte platform interface. On the left, a tree view shows a workspace named 'Werkruimte' containing a folder 'Belgium'. Under 'Belgium', there are several sub-folders: 'Woning', 'Transport', 'Gezondheidszorg', 'Onderwijs', and 'Werk'. The 'Werk' folder is expanded, showing a video object named 'Zoek een job VDAB'. On the right, the 'Project Details' panel for 'Zoek een job VDAB' is visible. It includes the following information: Name: Zoek een job VDAB, Id: 48, Gemaakt op: 2019-06-16, Laatste keer aangepast op: 2019-06-16, Runtime: Javascript (HTML5), and URL: http://xerte.red-project.eu/play.php?template_id=48. Below this, there is an 'Embed Code' section with a text area containing the code: `<iframe src="http://xerte.red-project.eu/play.php?"`. At the bottom of the details panel, it states: 'Grootte leerobject: 0.48 MB', 'Toegang: Dit bestand is op dit moment ingesteld als Publiek', and 'Gedeeld: Niet gedeeld'.

By using the instructional videos together with the Xerte platform, it is possible to provide additional guidance for our target group. Xerte makes it possible to automatically pause the instructional videos at certain times and provide them with additional information.

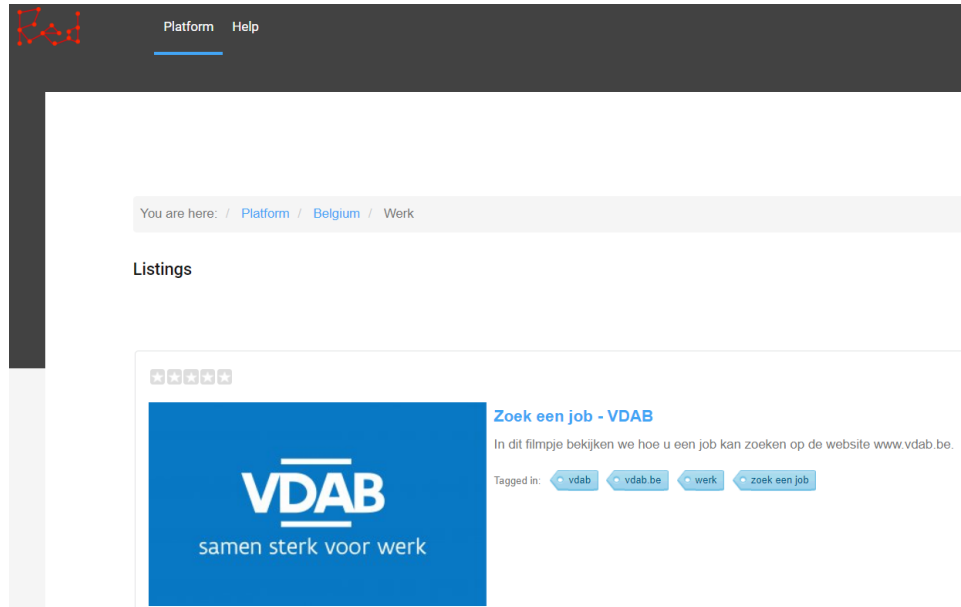
By using all technologies - RED Platform, instructional videos via Camtasia and Xerte - together, it is possible to obtain a split-screen result in which an instructional video will be shown on the left half of the screen, which will be paused automatically at appropriate times, while on the right half of the screen the user can carry out the instructions himself.

This ensures optimal but independent guidance for the people in the target group.




RED PLATFORM AN EXAMPLE

On the RED Platform, a user from the target group selects a topic within one of the categories for which he requires the necessary guidance.

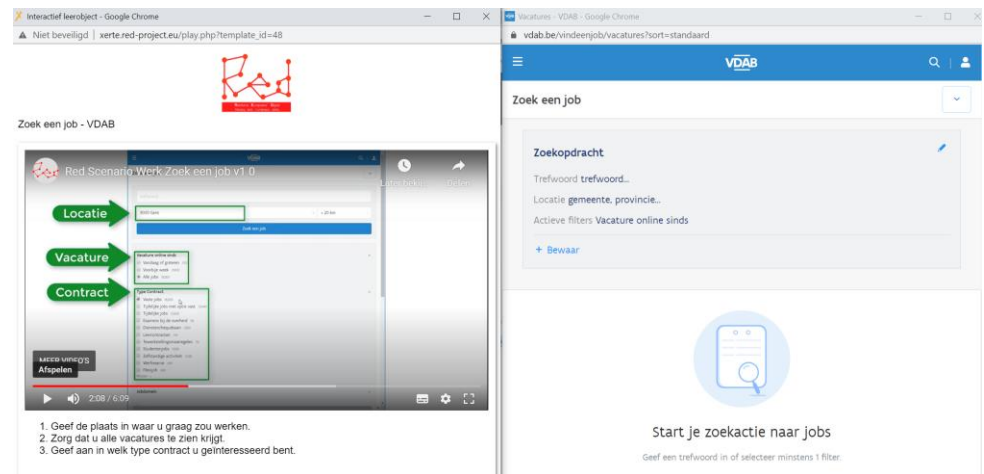


The RED Platform ensures that Xerte is opened on the left half of the user's screen. The Xerte screen contains the instructional video, created in Camtasia, and underneath the instructional video there are additional guidelines for the user.



The instructional video will guide the user in filling in certain data on the website of a social institution. This website will open automatically on the right half of the screen of the user.

At certain defined moments, the instruction video will pause, and the user will be able to apply what he has just seen in practice.



The screenshot shows two browser windows. The left window, titled 'Interactief leersobject - Google Chrome', displays a video player for 'Red Scenario Werk Zoek een job v1.0'. The video player has three green arrows pointing to the 'Locatie', 'Vacature', and 'Contract' fields in the video frame. Below the video, there are three numbered instructions: 1. Geef de plaats in waar u graag zou werken. 2. Zorg dat u alle vacatures te zien krijgt. 3. Geef aan in welk type contract u geïnteresseerd bent. The right window, titled 'Vacatures - VDAB - Google Chrome', shows the VDAB website's job search interface. It includes a search bar, a 'Zoek een job' button, and a 'Zoekopdracht' section with fields for 'Trefwoord trefwoord...', 'Locatie gemeente, provincie...', and 'Active filters Vacature online sinds'. Below this is a 'Start je zoekactie naar jobs' button and a note: 'Geef een trefwoord in of selecteer minstens 1 filter.'

In this way, the target group can be guided in an optimal way to start working independently in a digital world.

PARTNERS

- Pro Work (THE NETHERLANDS) – project coordinator
- Fondazione Siglo22 (SPAIN)
- National Training Centre (BULGARIA)
- JKVG (BELGIUM)
- Euroface Consulting (THE CZECH REPUBLIC)
- Ljudska univerzVefenje (SLOVENIA)
- New Service (ITALY)

For more information about the partners use the following link:
<http://www.red-project.eu/index.php/en/partners>

